






Est 1990

Double sided PRO | Long extendable rail, gas spring



Modellen

ARTIKELN / OMSCHRIJVING	BREEDTE (MM)	DIEPTE (MM)	OPPERVLAKTE BEHANDELING	ANDERE
 100-2222 Rec. depth & min ceiling height 6600x2420	1000		Thermisch verzinkt	Number of bikes 8
 100-3333 Rec. depth & ceiling height 6600x2420-2700	1400		Thermisch verzinkt	Number of bikes 12
 100-4444 Rec. depth & ceiling height 6600x2420-2700	1800		Thermisch verzinkt	Number of bikes 16